


**Click the Tab
to know how
to pay taxes**

1



**DIRECT
TAXES**



Pay on Income Tax e-Filing portal



Pay with Kotak Payment Gateway
(Debit/Credit Card, UPI & International Credit Card)



Pay at Kotak Branch



Download challan receipt
from e-Filing portal



Register TAN on the Income
Tax e-Filing portal



e-Filing of Tax return

2



**GOODS
AND
SERVICES
TAX (GST)**



Pay with Kotak Net Banking account



Pay with Kotak Payment Gateway
(Debit/Credit Card or UPI)



Download challan receipt from
GST portal

3



**CUSTOMS
DUTY**



Pay with Kotak Net Banking account

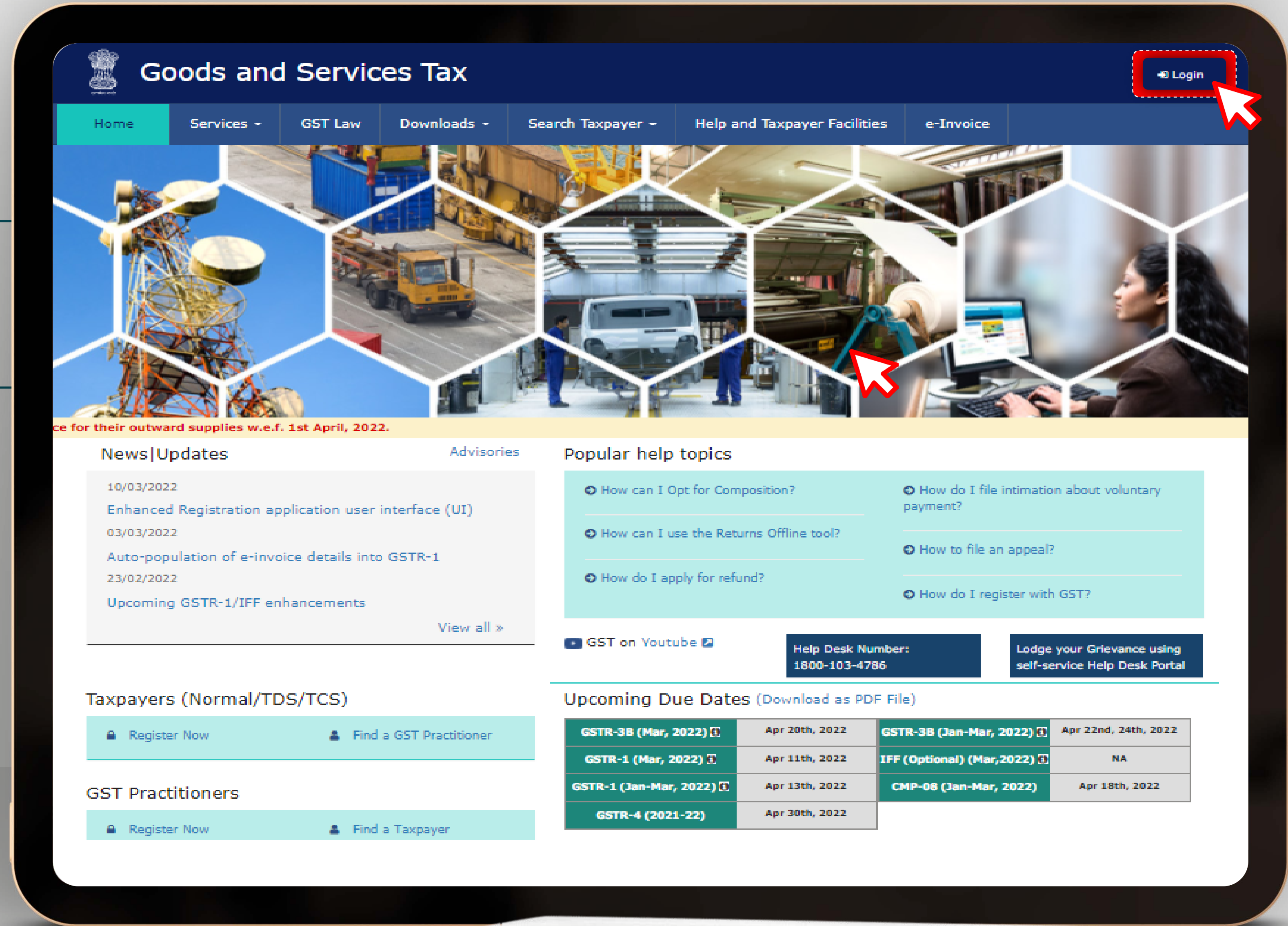
How to make tax payments on the GST portal via Kotak Payment Gateway?



[Click here to watch Demo Video](#)

KOTAK PA
GATEWA

Visit the GST portal on www.gst.gov.in



Goods and Services Tax Login

Home Services - GST Law Downloads - Search Taxpayer - Help and Taxpayer Facilities e-Invoice

ce for their outward supplies w.e.f. 1st April, 2022.

News|Updates

- 10/03/2022
Enhanced Registration application user interface (UI)
- 03/03/2022
Auto-population of e-invoice details into GSTR-1
- 23/02/2022
Upcoming GSTR-1/IFF enhancements

[View all »](#)

Popular help topics

- How can I Opt for Composition?
- How can I use the Returns Offline tool?
- How do I apply for refund?
- How do I file intimation about voluntary payment?
- How to file an appeal?
- How do I register with GST?

Taxpayers (Normal/TDS/TCS)

[Register Now](#) [Find a GST Practitioner](#)

[GST on Youtube](#)

Help Desk Number:
1800-103-4786

[Lodge your Grievance using self-service Help Desk Portal](#)

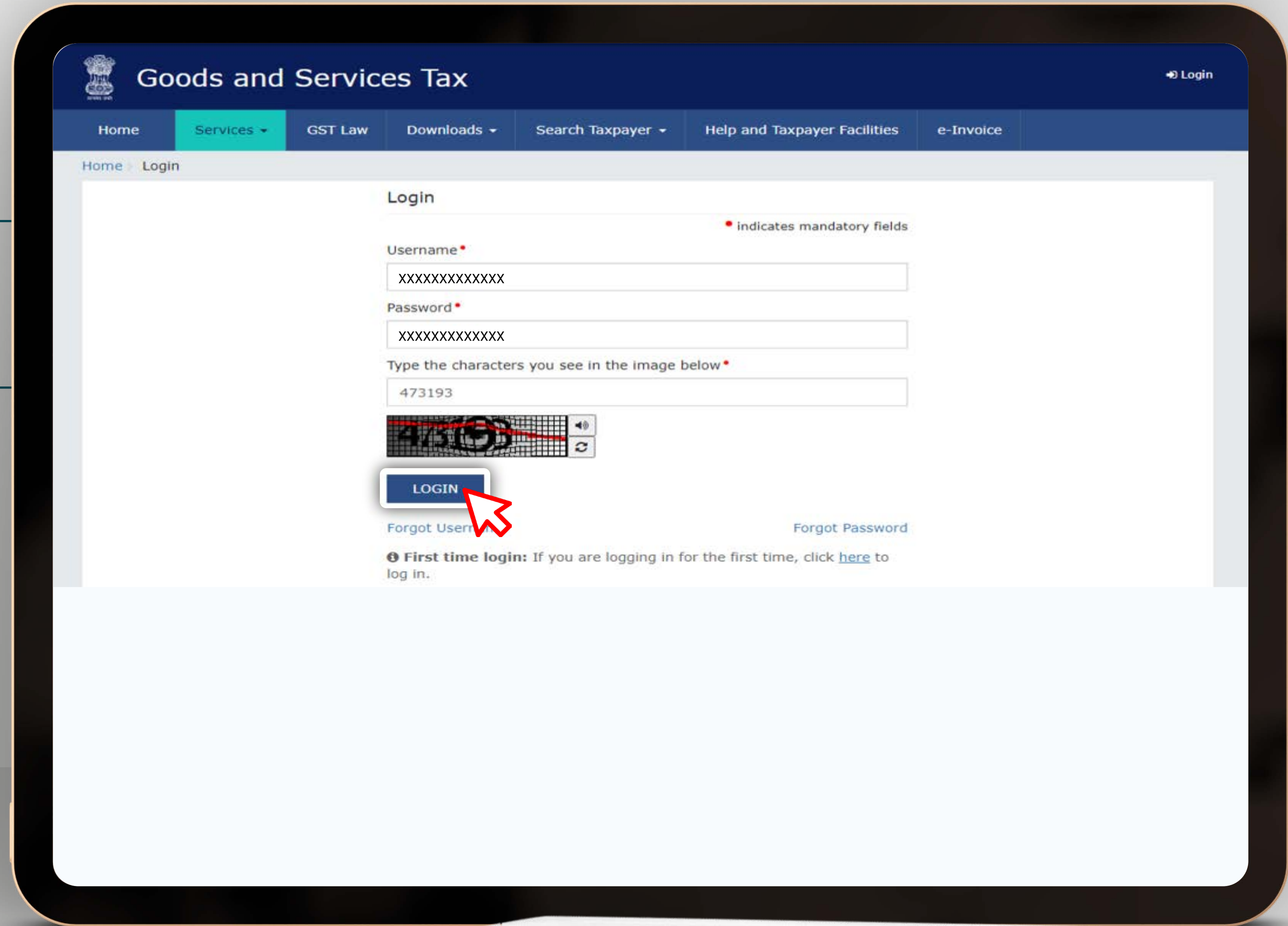
GST Practitioners

[Register Now](#) [Find a Taxpayer](#)

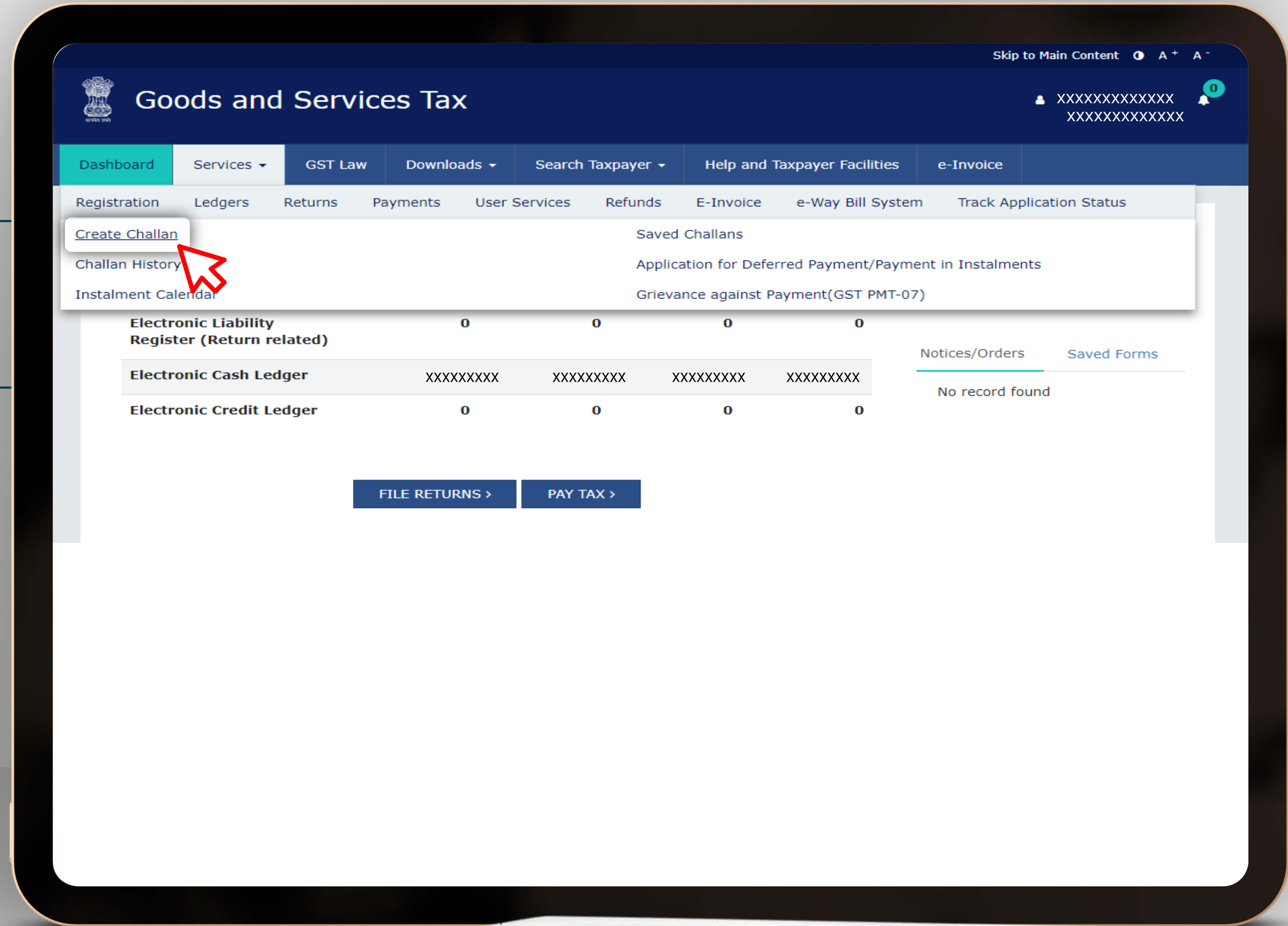
Upcoming Due Dates (Download as PDF File)

| | | | |
|------------------------|----------------|---------------------------|----------------------|
| GSTR-3B (Mar, 2022) | Apr 20th, 2022 | GSTR-3B (Jan-Mar, 2022) | Apr 22nd, 24th, 2022 |
| GSTR-1 (Mar, 2022) | Apr 11th, 2022 | IFF (Optional) (Mar,2022) | NA |
| GSTR-1 (Jan-Mar, 2022) | Apr 13th, 2022 | CMP-08 (Jan-Mar, 2022) | Apr 18th, 2022 |
| GSTR-4 (2021-22) | Apr 30th, 2022 | | |

Log in using your valid credentials



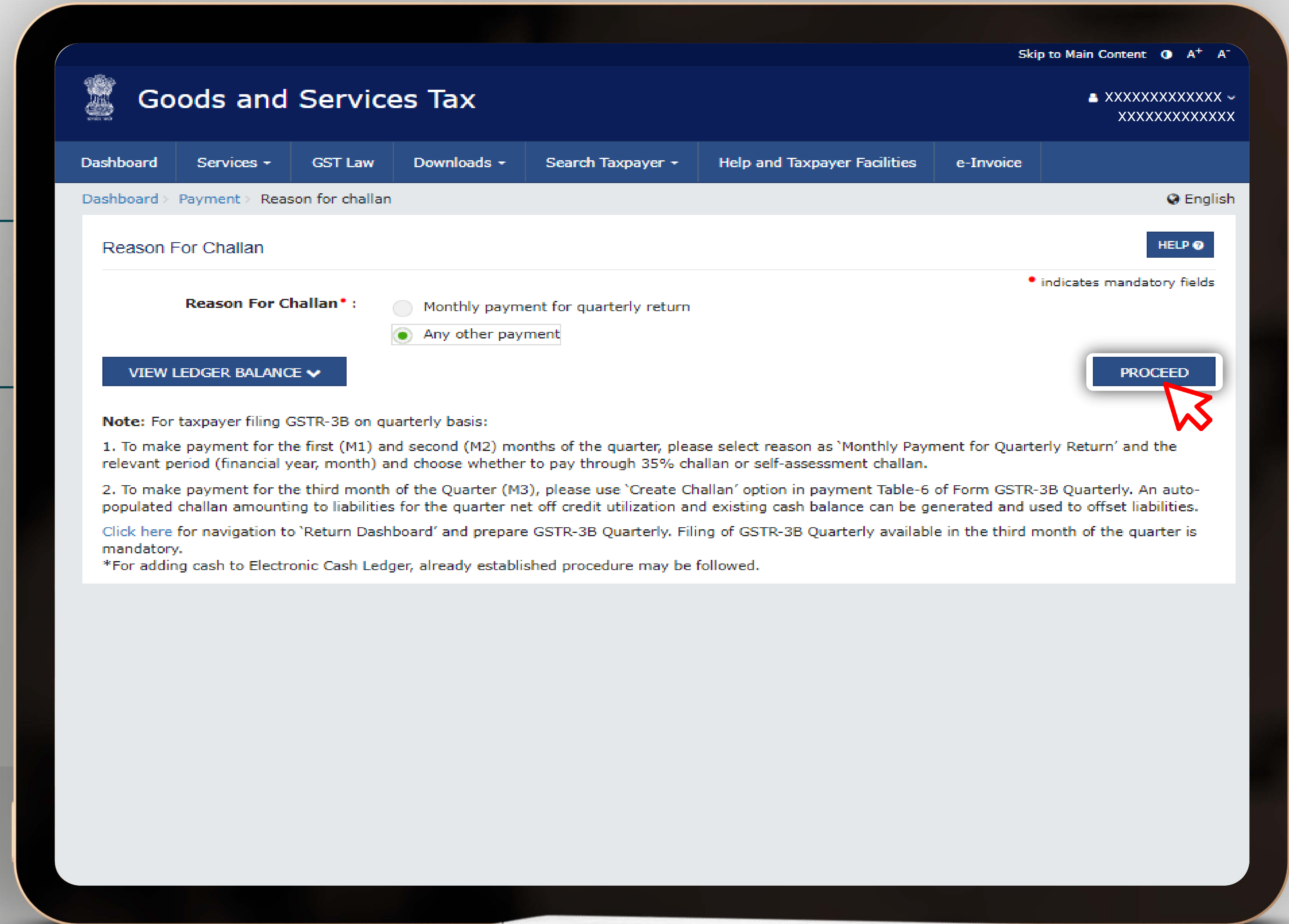
Click on **Services**, go to Payments and Create Challan



The screenshot shows the 'Goods and Services Tax' portal. The top navigation bar includes 'Dashboard', 'Services', 'GST Law', 'Downloads', 'Search Taxpayer', 'Help and Taxpayer Facilities', and 'e-Invoice'. A secondary menu below contains 'Registration', 'Ledgers', 'Returns', 'Payments', 'User Services', 'Refunds', 'E-Invoice', 'e-Way Bill System', and 'Track Application Status'. The 'Services' dropdown menu is open, with 'Create Challan' highlighted by a red mouse cursor. Other options in the dropdown include 'Challan History' and 'Instalment Calendar'. The main content area displays a table with columns for 'Electronic Liability Register (Return related)', 'Electronic Cash Ledger', and 'Electronic Credit Ledger'. The 'Electronic Cash Ledger' row shows 'XXXXXXX' in four columns. Below the table are buttons for 'FILE RETURNS >' and 'PAY TAX >'. On the right side, there are links for 'Notices/Orders' and 'Saved Forms', with the text 'No record found' below them. The top right corner of the portal shows a user profile icon with the name 'XXXXXXXXXXXX' and a notification bell icon.



Select the Reason for Challan and click on Proceed



Skip to Main Content A+ A-

Goods and Services Tax

XXXXXXXXXXXXX
XXXXXXXXXXXXX

Dashboard Services GST Law Downloads Search Taxpayer Help and Taxpayer Facilities e-Invoice

Dashboard > Payment > Reason for challan English

Reason For Challan [HELP](#)

Reason For Challan* : Monthly payment for quarterly return Any other payment

[VIEW LEDGER BALANCE](#) [PROCEED](#)

Note: For taxpayer filing GSTR-3B on quarterly basis:

1. To make payment for the first (M1) and second (M2) months of the quarter, please select reason as 'Monthly Payment for Quarterly Return' and the relevant period (financial year, month) and choose whether to pay through 35% challan or self-assessment challan.
2. To make payment for the third month of the Quarter (M3), please use 'Create Challan' option in payment Table-6 of Form GSTR-3B Quarterly. An auto-populated challan amounting to liabilities for the quarter net off credit utilization and existing cash balance can be generated and used to offset liabilities.

[Click here](#) for navigation to 'Return Dashboard' and prepare GSTR-3B Quarterly. Filing of GSTR-3B Quarterly available in the third month of the quarter is mandatory.

*For adding cash to Electronic Cash Ledger, already established procedure may be followed.

Enter the **GST amount** under various sub-heads

Dashboard > Payment > Create Challan
English

Create Challan
Saved Challan
Challan History

Reason For Challan [Edit Reason](#)

Reason

Any other payment

Details of Deposit

| | Tax (₹) | Interest (₹) | Penalty (₹) | Fees (₹) | Other (₹) | Total (₹) |
|---|------------|---|---------------|------------|-------------|-------------|
| CGST(0005) | XXXXXXXXXX | XXXXXXXXXX | XXXXXXXXXX | XXXXXXXXXX | XXXXXXXXXX | XXXXXXXXXX |
| IGST(0008) | XXXXXXXXXX | XXXXXXXXXX | XXXXXXXXXX | XXXXXXXXXX | XXXXXXXXXX | XXXXXXXXXX |
| CESS(0009) | XXXXXXXXXX | XXXXXXXXXX | XXXXXXXXXX | XXXXXXXXXX | XXXXXXXXXX | XXXXXXXXXX |
| Tamil Nadu SGST(0006) | | | | | | 0 |
| Total Challan Amount: | | XXXXXXXXXX | | | | |
| Total Challan Amount (In Words): | | Rupees Five Thousand One hundred Twenty Only | | | | |

Payment Modes *

E-Payment

Over The Counter

NEFT/RTGS

IMPS

EDIT REASON
SAVE
GENERATE CHALLAN

© 2018-19 Goods and Services Tax Network
Site Last Updated on 07-04-2022
Designed & Developed by GSTN

Choose **E-Payment** mode
and click on **Generate Challan**

Details of Deposit

| | Tax (₹) | Interest (₹) | Penalty (₹) | Fees (₹) | Other (₹) | Total (₹) |
|---|------------|----------------|---------------|------------|-------------|---|
| CGST(0005) | XXXXXXXXXX | XXXXXXXXXX | XXXXXXXXXX | XXXXXXXXXX | XXXXXXXXXX | XXXXXXXXXX |
| IGST(0008) | XXXXXXXXXX | XXXXXXXXXX | XXXXXXXXXX | XXXXXXXXXX | XXXXXXXXXX | XXXXXXXXXX |
| CESS(0009) | XXXXXXXXXX | XXXXXXXXXX | XXXXXXXXXX | XXXXXXXXXX | XXXXXXXXXX | XXXXXXXXXX |
| Tamil Nadu SGST(0006) | | | | | | 0 |
| Total Challan Amount: | | | | | | XXXXXXXXXX |
| Total Challan Amount (In Words): | | | | | | Rupees Five Thousand One hundred Twenty Only |

Payment Modes *

- E-Payment ✓
- Over The Counter
- NEFT/RTGS
- IMPS

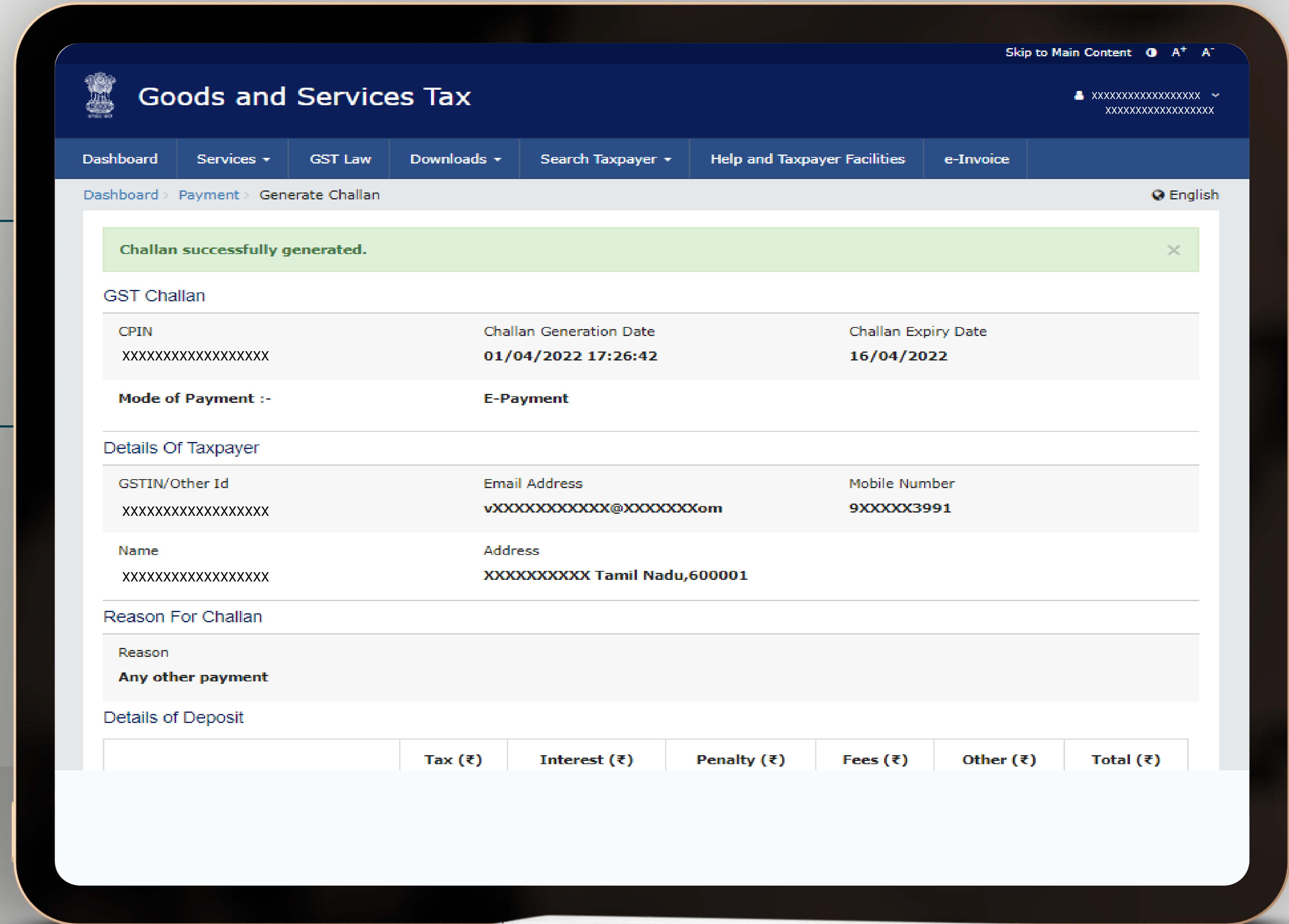
EDIT REASON

SAVE

GENERATE CHALLAN



Challan is successfully generated with **CPIN** and other details



Skip to Main Content

Goods and Services Tax

XXXXXXXXXXXXXXXXXXXX
XXXXXXXXXXXXXXXXXXXX

Dashboard Services GST Law Downloads Search Taxpayer Help and Taxpayer Facilities e-Invoice

Dashboard > Payment > Generate Challan English

Challan successfully generated.

GST Challan

| | | |
|------------------------------|---|--|
| CPIN XXXXXXXXXXXXXXXXXXXX | Challan Generation Date 01/04/2022 17:26:42 | Challan Expiry Date 16/04/2022 |
|------------------------------|---|--|

Mode of Payment :- E-Payment

Details Of Taxpayer

| | | |
|--|---|--------------------------------|
| GSTIN/Other Id XXXXXXXXXXXXXXXXXXXX | Email Address vXXXXXXXXXXXXXXXXXXXX@XXXXXXXXXXXX.com | Mobile Number 9XXXXXXXX3991 |
| Name XXXXXXXXXXXXXXXXXXXX | Address XXXXXXXXXXXXXXXXXXXX Tamil Nadu,600001 | |

Reason For Challan

Reason
Any other payment

Details of Deposit

| | Tax (₹) | Interest (₹) | Penalty (₹) | Fees (₹) | Other (₹) | Total (₹) |
|--|---------|--------------|-------------|----------|-----------|-----------|
| | | | | | | |

Choose from multiple payment options such as Credit Card/Debit Card or UPI and Select Kotak Mahindra Bank

| | | | | | | |
|----------------------------------|-----------------|---|---|---|---|---|
| Kerala SGST(0006) | 0 | 0 | 0 | 0 | 0 | 0 |
| Total Challan Amount: | ₹ 1 /- | | | | | |
| Total Challan Amount (In Words): | Rupees One Only | | | | | |

Select Mode of E-Payment *

- Preferred Banks
- Net Banking
- Credit/Debit Card
- BHIM UPI

Please select a bank *

- XXXXXXXXXXXXXXXXXXXX
- XXXXXXXXXXXXXXXXXXXX
- XXXXXXXXXXXXXXXXXXXX
- XXXXXXXXXXXXXXXXXXXX
- XXXXXXXXXXXXXXXXXXXX
- KOTAK MAHINDRA BANK LIMITED
- XXXXXXXXXXXXXXXXXXXX

I agree to the terms and conditions.

ⓘ The taxpayers are advised to check the transaction charges before selecting the Credit Card, Debit Card and BHIM UPI sub-payment mode. The transaction charges if any, will be applicable over and above the tax amount in this payment option. Kindly refer to the respective Bank's site for more details.

ⓘ If amount is deducted from bank account and not reflected in electronic cash ledger, you may raise grievance under Services>Payments>Grievance against payment(GST PMT-07)

ⓘ *Awaiting Bank Confirmation: For e-payment mode of payment, if the maker has made a transaction and checker approval is not communicated by bank to GST System.

ⓘ *Awaiting Bank Clearance: For OTC mode of payment, if bank has acknowledged the challan but remittance confirmation is not communicated by bank to GST System.



Accept the Terms and Conditions and click on Make Payment

| | | | | | | |
|----------------------------------|-----------------|---|---|---|---|---|
| Kerala SGST(0006) | 0 | 0 | 0 | 0 | 0 | 0 |
| Total Challan Amount: | ₹ 1 /- | | | | | |
| Total Challan Amount (In Words): | Rupees One Only | | | | | |

Select Mode of E-Payment *

- Preferred Banks
- Net Banking
- Credit/Debit Card
- BHIM UPI

Please select a bank *

- XXXXXXXXXXXXXXXXXXXX
- XXXXXXXXXXXXXXXXXXXX
- XXXXXXXXXXXXXXXXXXXX
- XXXXXXXXXXXXXXXXXXXX
- XXXXXXXXXXXXXXXXXXXX
- XXXXXXXXXXXXXXXXXXXX
- KOTAK MAHINDRA BANK LIMITED
- XXXXXXXXXXXXXXXXXXXX

I agree to the terms and conditions.

ⓘ The taxpayers are advised to check the transaction charges before selecting the Credit Card, Debit Card and BHIM UPI sub-payment mode. The transaction charges if any, will be applicable over and above the tax amount in this payment option. Kindly refer to the respective Bank's site for more details.

ⓘ If amount is deducted from bank account and not reflected in electronic cash ledger, you may raise grievance under Services>Payments>Grievance against payment(GST PMT-07)

ⓘ *Awaiting Bank Confirmation: For e-payment mode of payment, if the maker has made a transaction and checker approval is not communicated by bank to GST System.

ⓘ *Awaiting Bank Clearance: For OTC mode of payment, if bank has acknowledged the challan but remittance confirmation is not communicated by bank to GST System.





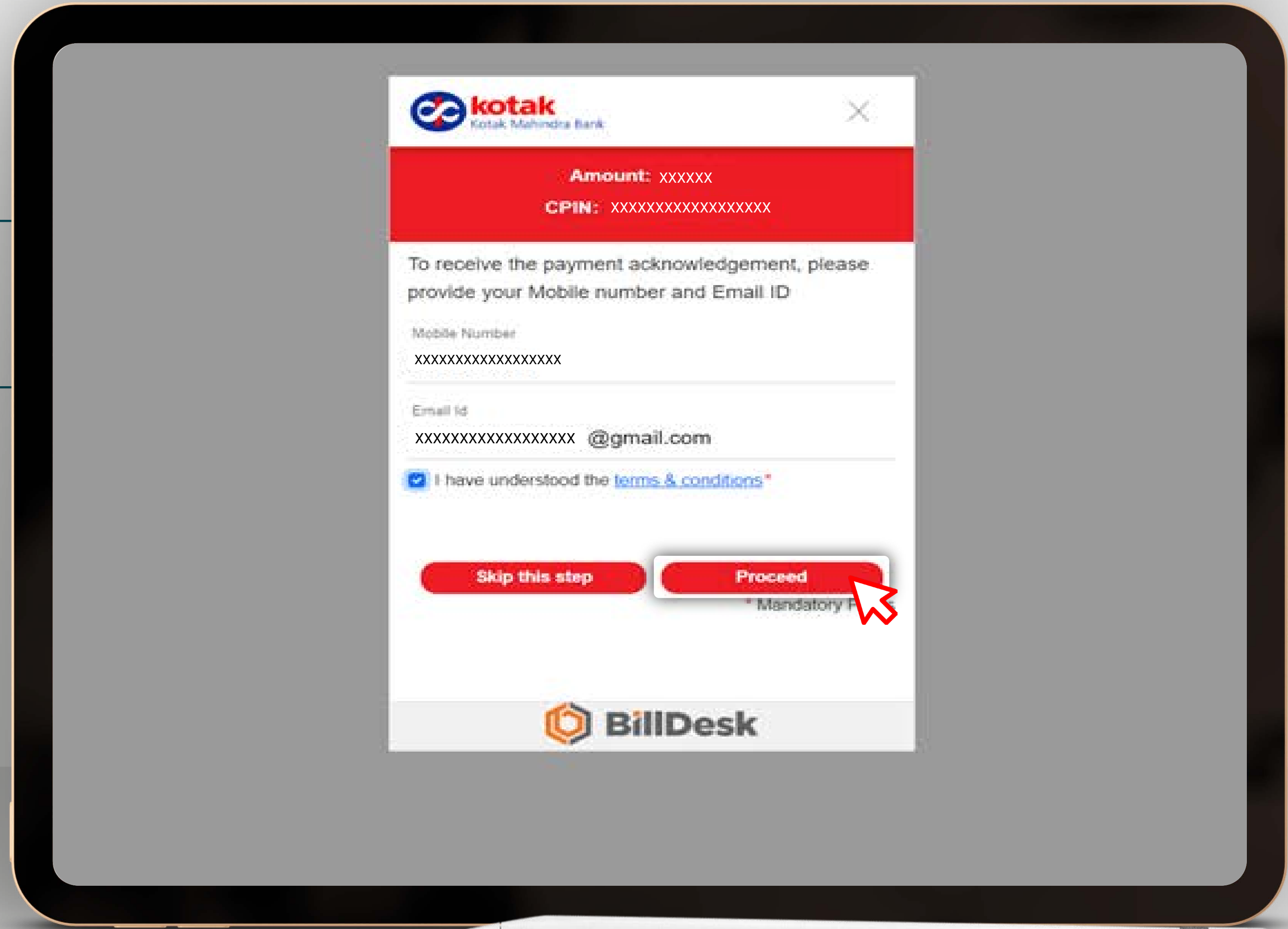
Now, you will be redirected to the **Kotak Payment Gateway** page basis your preferred payment mode (Credit Card, Debit Card or UPI)

For Credit or Debit Card payments


Note: You have the option to make payments using either Kotak cards or cards from other banks



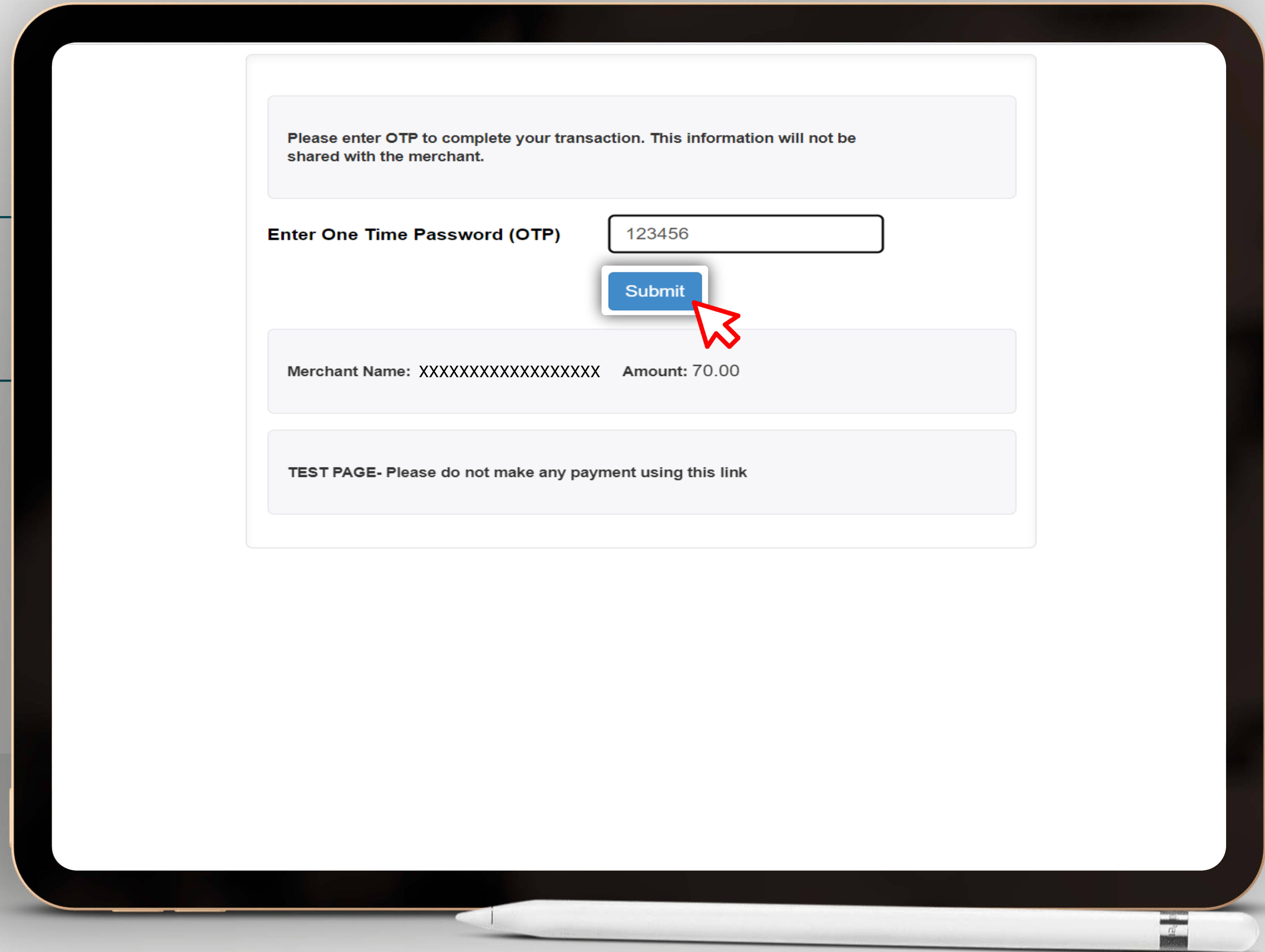
Enter **Valid Details** and
Click on **Proceed**



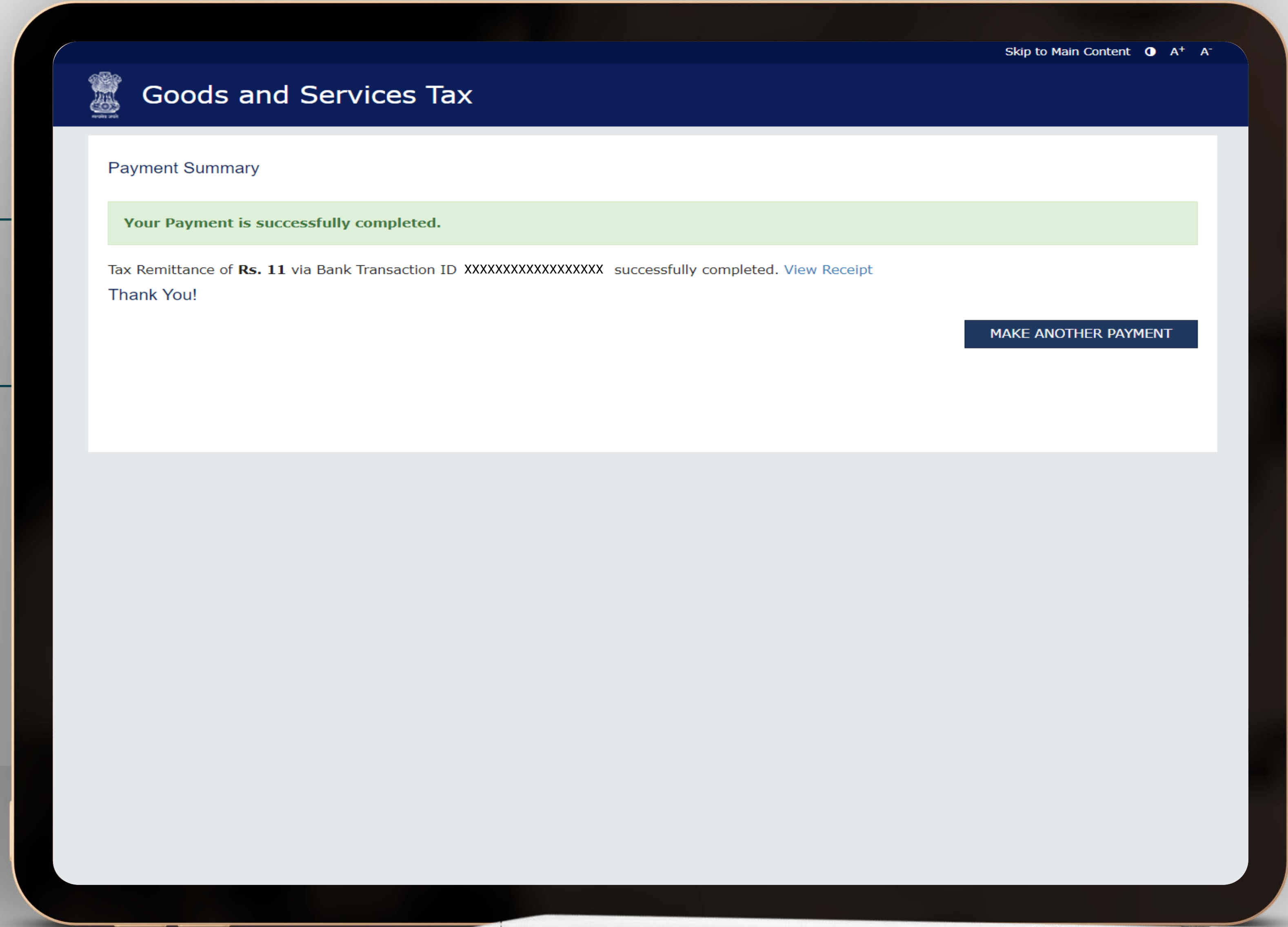
Enter **Card Details** and click on **Make Payment**



Authenticate using the **One Time Password** and click on **Submit**



The status of the transaction will reflect along with other details





For UPI payments

Note: You have the option to make payments using either Kotak account or any other bank account.



For UPI payments Select **BHIM UPI** and Click on **Make Payment**

| | | | | | | |
|---|---------------------------|---|---|---|---|----|
| IGST(0006) | 0 | 0 | 0 | 0 | 0 | 0 |
| CESS(0009) | 12 | 0 | 0 | 0 | 0 | 12 |
| Kerala SGST(0006) | 0 | 0 | 0 | 0 | 0 | 0 |
| Total Challan Amount: | ₹ 12 /- | | | | | |
| Total Challan Amount (In Words): | Rupees Twelve Only | | | | | |

Select Mode of E-Payment *

- Preferred Banks
- Net Banking
- Credit/Debit Card
- BHIM UPI** ✓

Please select a bank *

- XXXXXXXXXXXXXXXXXXXX
- KOTAK MAHINDRA BANK LIMITED**
- XXXXXXXXXXXXXXXXXXXX

I agree to the terms and conditions.

DOWNLOAD

MAKE PAYMENT 

ⓘ The taxpayers are advised to check the transaction charges before selecting the Credit Card, Debit Card and BHIM UPI sub-payment mode. The transaction charges if any, will be applicable over and above the tax amount in this payment option. Kindly refer to the respective Bank's site for more details.

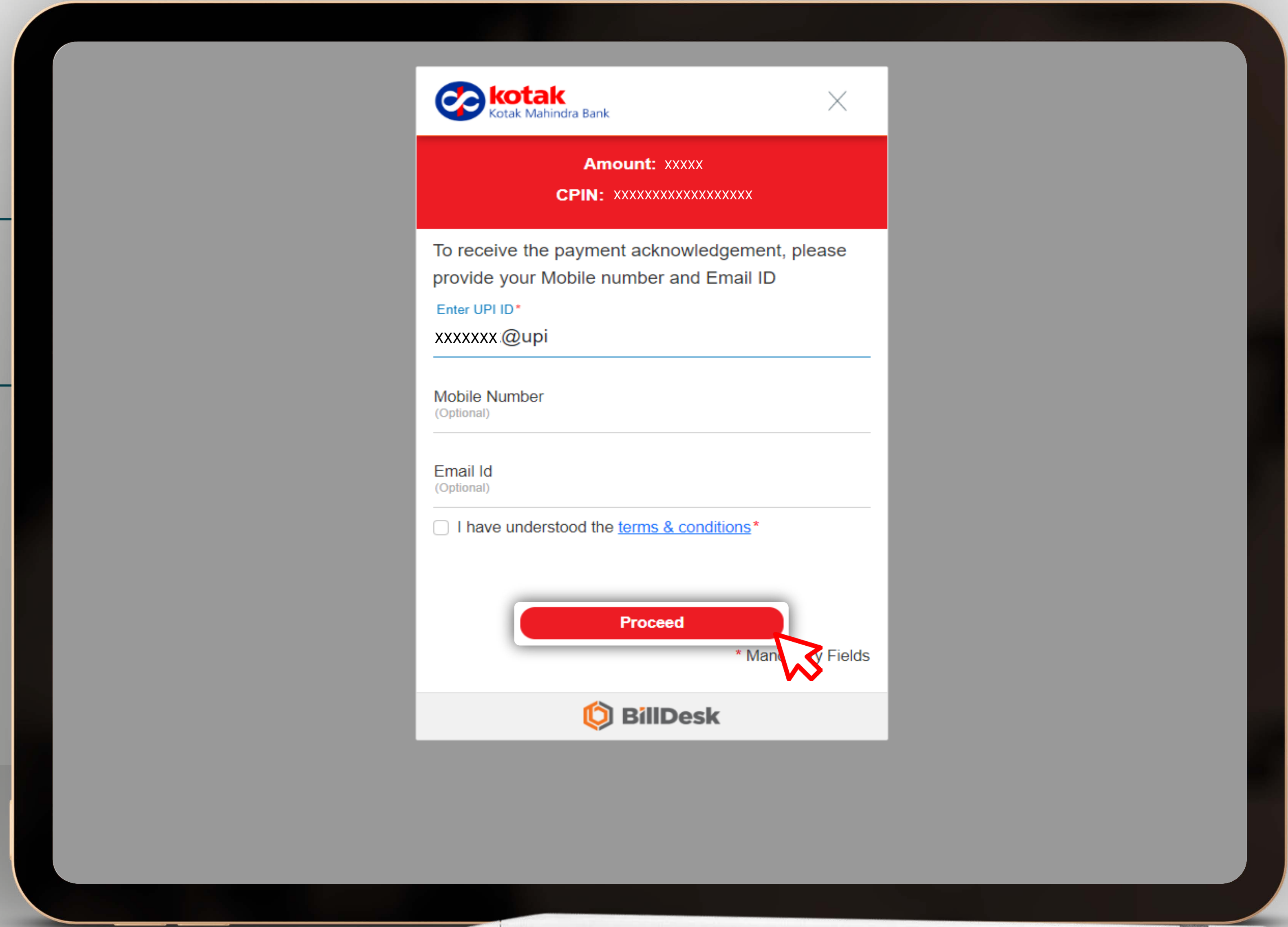
ⓘ If amount is deducted from bank account and not reflected in electronic cash ledger, you may raise grievance under Services>Payments>Grievance against payment(GST PMT-07)

ⓘ *Awaiting Bank Confirmation: For e-payment mode of payment, if the maker has made a transaction and checker approval is not communicated by bank to GST System.

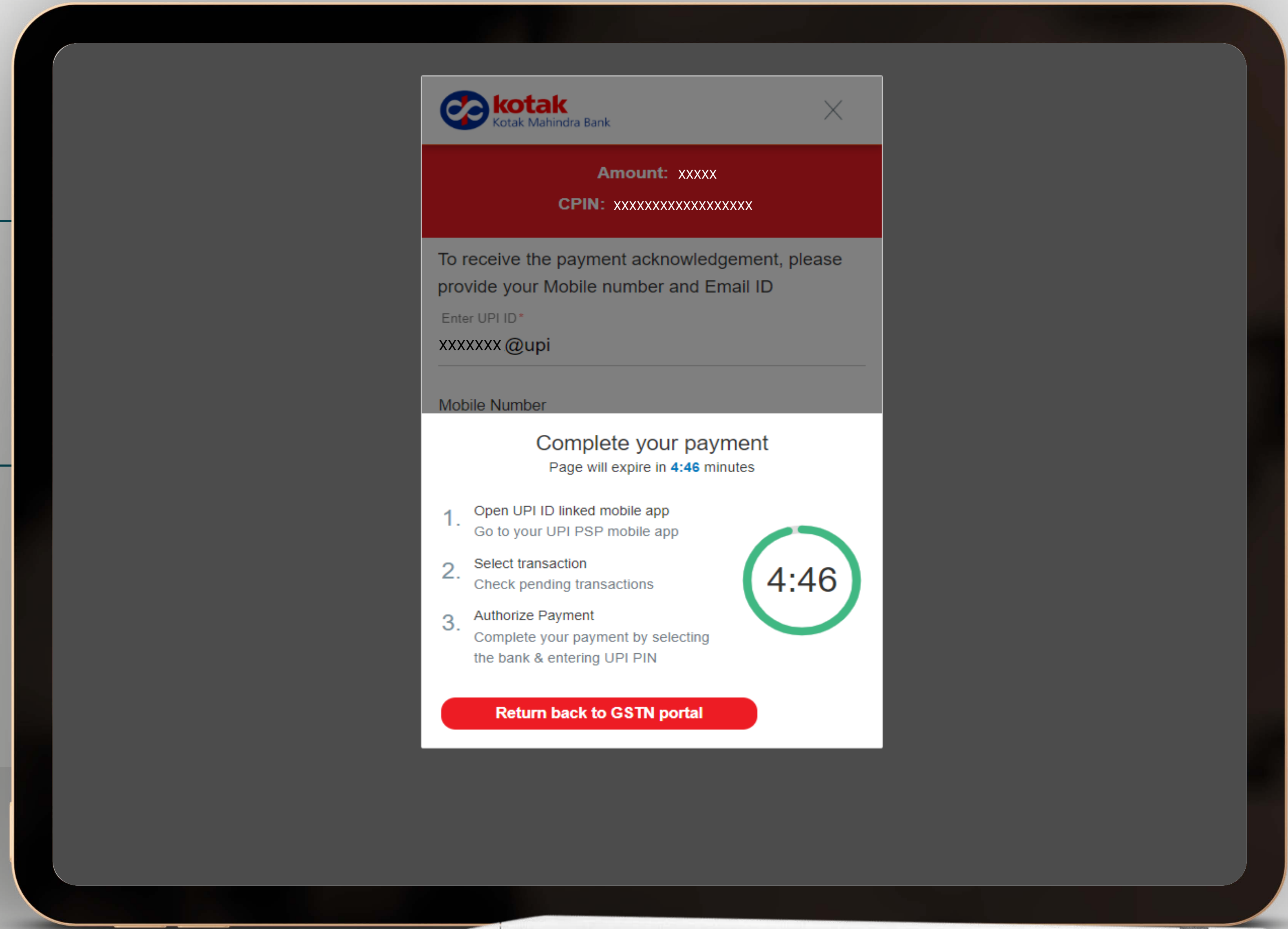
ⓘ *Awaiting Bank Clearance: For OTC mode of payment, if bank has acknowledged the challan but remittance confirmation is not communicated by bank to GST System.



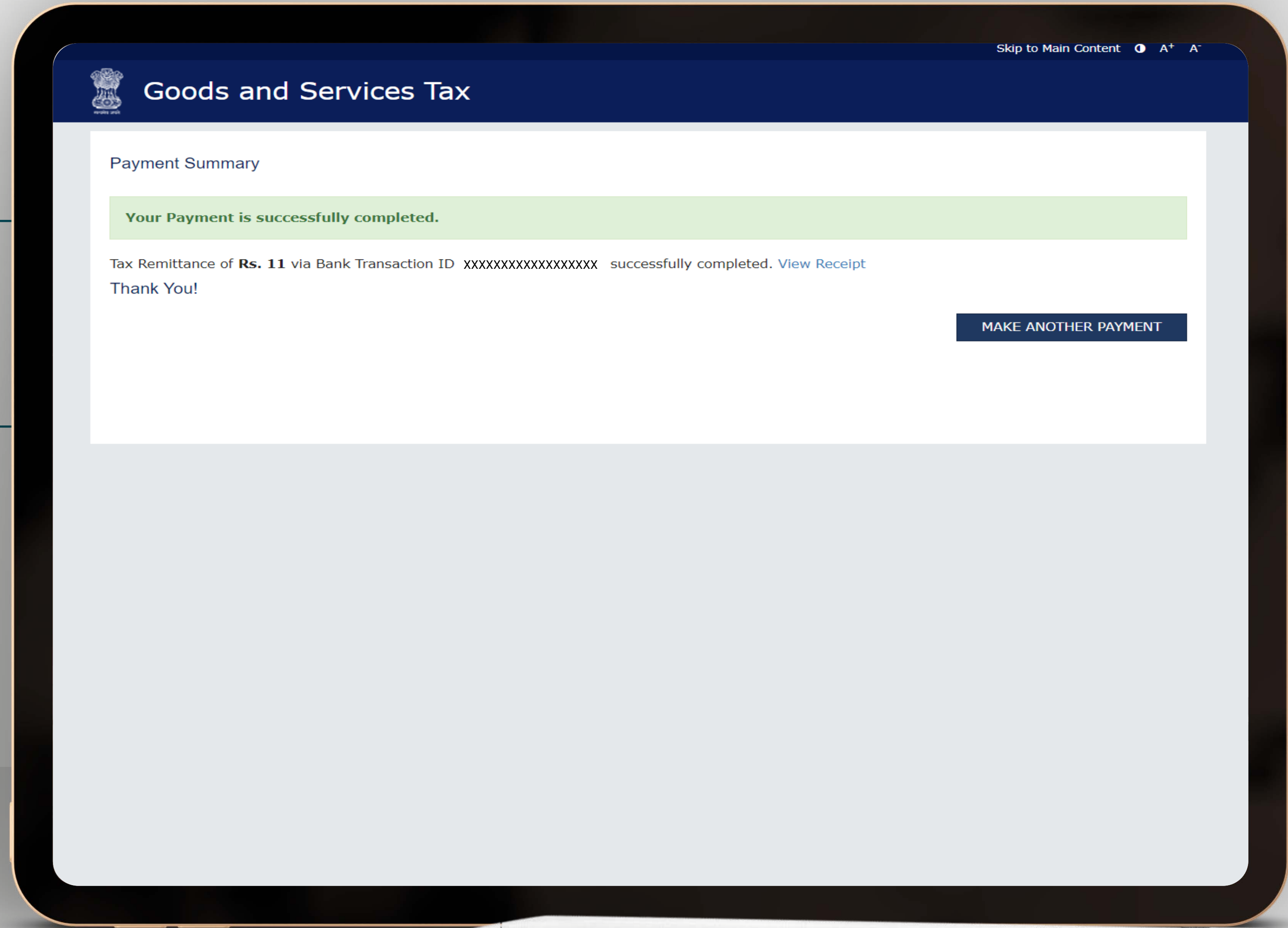
Enter **UPI ID** and other details,
and click on **Proceed**



Open your UPI ID linked mobile app to authorise and successfully complete the transaction



The status of the transaction will reflect along with other details



How to Download Challan receipt from GST Portal?

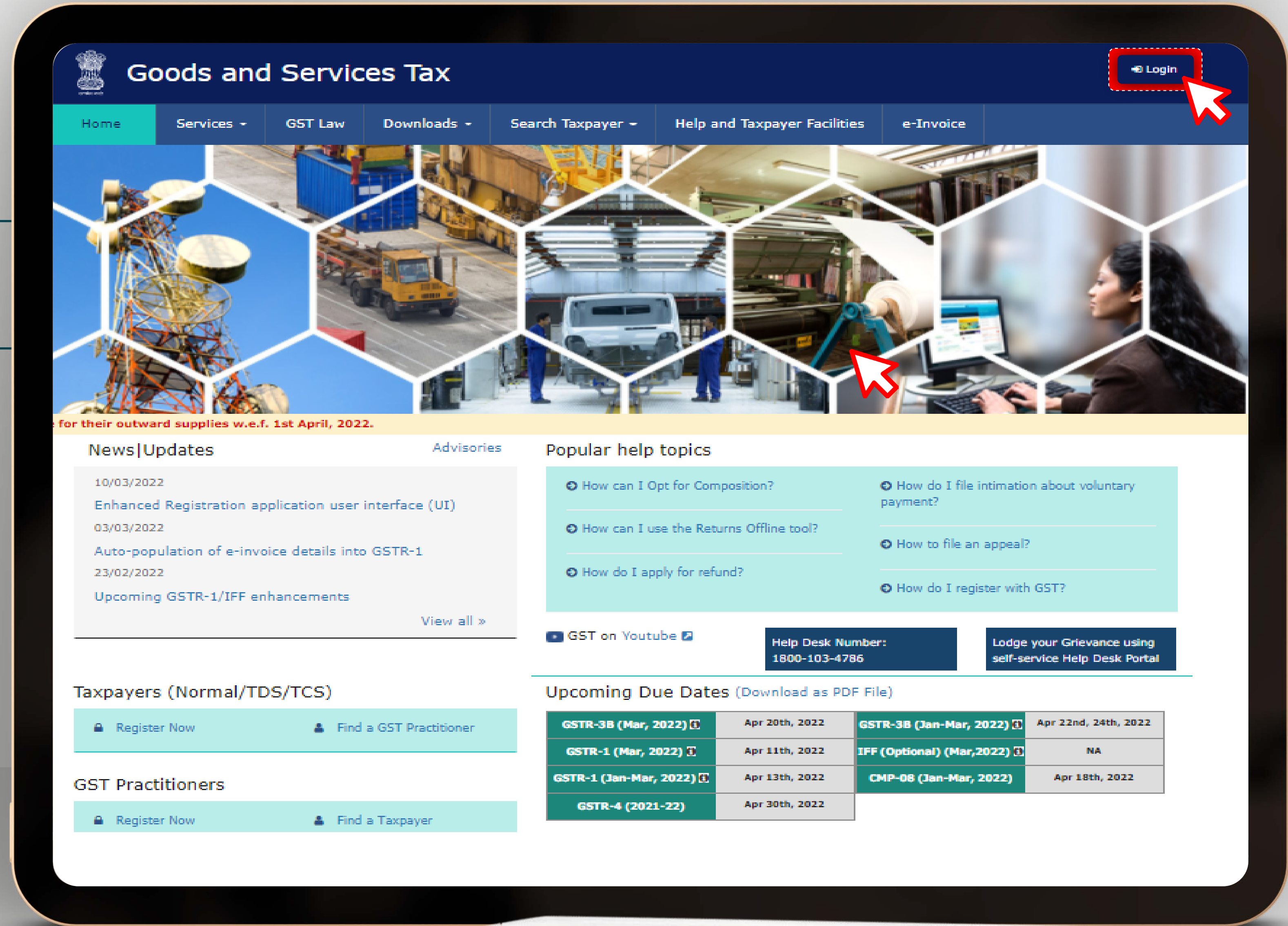


**DOWNLOAD
CHALLAN RECEIPT
FROM GST
PORTAL**

[Click here to watch Demo Video](#)

DOWNLOAD

Log in to the GST portal



Goods and Services Tax Login

Home Services GST Law Downloads Search Taxpayer Help and Taxpayer Facilities e-Invoice

for their outward supplies w.e.f. 1st April, 2022.

News|Updates Advisories

- 10/03/2022
Enhanced Registration application user interface (UI)
- 03/03/2022
Auto-population of e-invoice details into GSTR-1
- 23/02/2022
Upcoming GSTR-1/IFF enhancements

[View all »](#)

Popular help topics

- How can I Opt for Composition?
- How can I use the Returns Offline tool?
- How do I apply for refund?
- How do I file intimation about voluntary payment?
- How to file an appeal?
- How do I register with GST?

[GST on Youtube](#) Help Desk Number: 1800-103-4786 Lodge your Grievance using self-service Help Desk Portal

Taxpayers (Normal/TDS/TCS)

[Register Now](#) [Find a GST Practitioner](#)

GST Practitioners

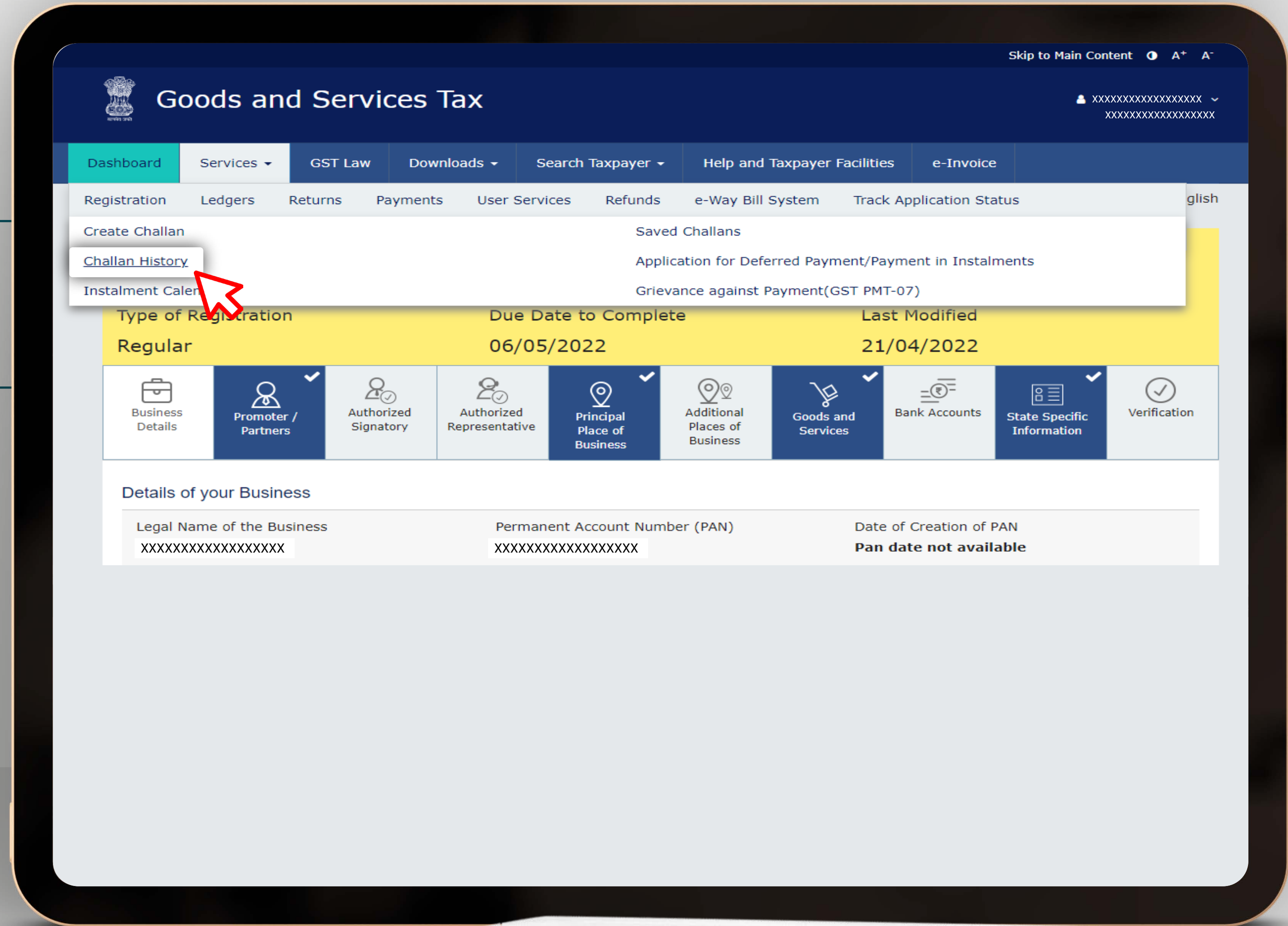
[Register Now](#) [Find a Taxpayer](#)

Upcoming Due Dates (Download as PDF File)

| | | | |
|--|----------------|---|----------------------|
| GSTR-3B (Mar, 2022) | Apr 20th, 2022 | GSTR-3B (Jan-Mar, 2022) | Apr 22nd, 24th, 2022 |
| GSTR-1 (Mar, 2022) | Apr 11th, 2022 | IFF (Optional) (Mar,2022) | NA |
| GSTR-1 (Jan-Mar, 2022) | Apr 13th, 2022 | CMP-06 (Jan-Mar, 2022) | Apr 18th, 2022 |
| GSTR-4 (2021-22) | Apr 30th, 2022 | | |



Go to **Services > Payments > Challan History**



The screenshot shows the 'Goods and Services Tax' portal. At the top, there is a navigation bar with 'Dashboard', 'Services', 'GST Law', 'Downloads', 'Search Taxpayer', 'Help and Taxpayer Facilities', and 'e-Invoice'. Below this is a secondary menu with 'Registration', 'Ledgers', 'Returns', 'Payments', 'User Services', 'Refunds', 'e-Way Bill System', and 'Track Application Status'. A dropdown menu is open under 'Services', showing options like 'Create Challan', 'Challan History', and 'Instalment Calendar'. A red arrow points to 'Challan History'. Below the menu, there is a table with columns for 'Type of Registration', 'Due Date to Complete', and 'Last Modified'. The first row shows 'Regular', '06/05/2022', and '21/04/2022'. Below the table is a row of icons for various business details, with 'Promoter / Partners', 'Principal Place of Business', 'Goods and Services', and 'State Specific Information' marked with checkmarks. At the bottom, there is a 'Details of your Business' section with fields for 'Legal Name of the Business', 'Permanent Account Number (PAN)', and 'Date of Creation of PAN'.



Click on **Download** to save the Challan

Reason

Any other payment

Details of Deposit

| | Tax (₹) | Interest (₹) | Penalty (₹) | Fees (₹) | Other (₹) | Total (₹) |
|---|--------------------|--------------|-------------|----------|-----------|-----------|
| CGST(0005) | 11 | 0 | 0 | 0 | 0 | 11 |
| IGST(0008) | 0 | 0 | 0 | 0 | 0 | 0 |
| CESS(0009) | 0 | 0 | 0 | 0 | 0 | 0 |
| Rajasthan SGST(0006) | 0 | 0 | 0 | 0 | 0 | 0 |
| Total Challan Amount: | ₹ 11 /- | | | | | |
| Total Challan Amount (In Words): | Rupees Eleven Only | | | | | |

Mode of Payment

UPI - KOTAK MAHINDRA BANK LIMITED - KOTAK MAHINDRA BANK LIMITED

Note

1. Status of the Transaction can be tracked under 'Track Payment Status' at GST website.
2. Payment status will be set as 'Paid' for this transaction.
3. This is a system generated receipt.

DOWNLOAD

